

Sump Solutions

Porta-Matic™
12V battery-powered
portable pump

SludgeMaster™
Air-driven high-flow
pump

AP50
Air-driven high-pressure
pump

**VERSA-MATIC
PUMP**

DEWATERING PUMPS

Construction Sites
Mining
Barges and Ships
Utilities
Industrial Applications
Municipalities
Sewage Systems



IDEX
IDEX CORPORATION

When your job's under water, you need our submersible pumps

Whether it's a manhole or a mine, dewatering situations demand immediate onsite action. You need a pump with a non-electric power source, small enough to go where you can't, and able to deliver high flow or high pressure to match the logistical demands of the situation. The Versa-Matic line of submersible pumps delivers.

We've assembled the best submersible pumps in the industry, manufactured by IDEX companies. Together, they provide you more options in terms of size, pressure, flow rates and functionality. No matter which submersible pump is right for your application, you'll be able to count on an unsurpassed level of reliability.

Get the Right Pump for the Right Job

	Power Source	Weight	Minimum Opening	Maximum Flow Rate	Maximum Head Pressure	Materials of Construction
Porta-Matic	12V auto battery	33 lbs.	10" diameter	43 gpm	25' vertical	Aluminum
AP50	Air-driven	71 lbs.	16" diameter	125 gpm	100' vertical	Cast iron
SludgeMaster	Air-driven	59 lbs.	14" diameter	300 gpm	65' vertical	Cast iron



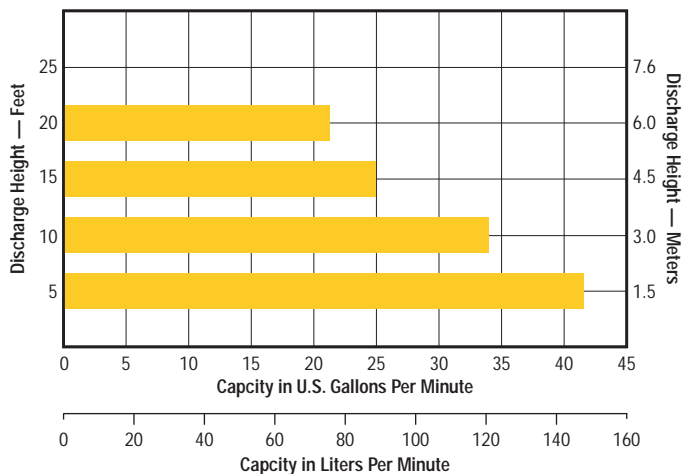
Porta-Matic™

Battery-powered portable pump

Keep this innovative portable pump on hand for immediate jobsite dewatering of everything from ditches to manholes. Powered by your truck battery, the Porta-Matic's 1/3 HP motor delivers up to 43 gpm for rapid dewatering and instant priming.

PERFORMANCE

PM



SPECIFICATIONS

PM

	English	Metric
Maximum Flow	43 gpm	163 lpm
Maximum Head Pressure	25'	7.6 m
Fluid Outlet	1.5" NPT or BSPT (female)	
Weight	33 lbs	14.37 kg

- Runs off any 12-volt truck/auto battery
- Fully submersible
- Fits in openings as small as 10" diameter
- Weighs just 33 lbs.
- 30 foot cord
- Whisper-quiet
- Needs no suction hose, engine cranking or gas cans
- Remote waterproof controller for simple, safe operation
- Low 30-amp draw for an hour (average) of operation without restarting engine
- Available with both 1-1/2" NPT or BSPT (tapered thread) female connections
- Self-lubricating shaft seal, bearing lubricated for life



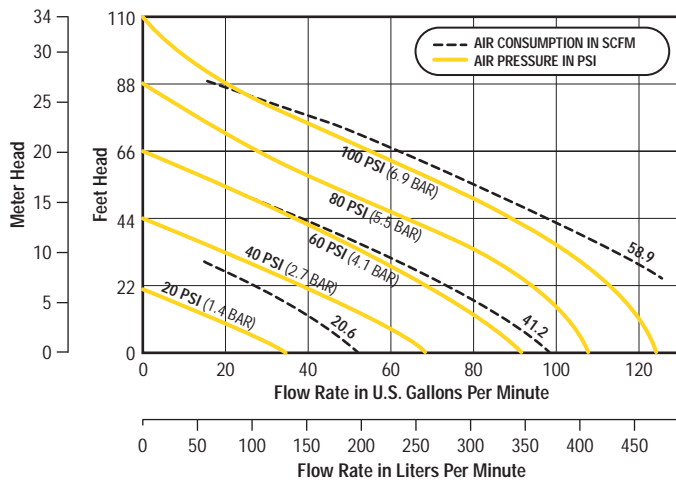
AP50

Air-driven high-pressure pump

When your dewatering application calls for higher head pressures, choose the AP50 dewatering pump. It can pump up to 100 vertical feet while fully submerged. Running off an efficient air motor with auto-start, the AP50 is the perfect tool for dewatering anywhere you can't run electricity.

PERFORMANCE

AP50



- Fully submersible
- Available in 2"
- Compact and weighs 71 lbs.
- Fits in openings as small as 16" diameter
- Low noise levels
- Long service life
- Easy maintenance
- Convenient carrying handle
- Can run dry without damage
- Sealed construction
- Safe in hazardous areas
- Integral baseplate/strainer
- Open impeller for slurry and solids

SPECIFICATIONS

AP50

	English	Metric
Maximum Flow	125 gpm	473 lpm
Maximum Discharge Pressure	48 psi	3.3 bar
Max. Solid Particle Size	.25"	6 mm
Air Inlet	.75" NPT or BSP (male)	
Exhaust Outlet	1.0" NPT or BSP (female)	
Fluid Outlet	2.0" NPT or BSP (female)	
Weight	71 lbs	32 kg



SludgeMaster™

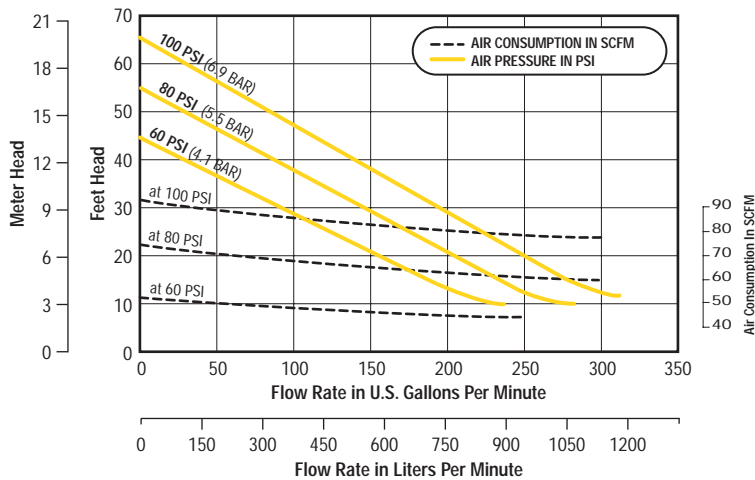
Air-driven high-flow pump

When your situation calls for fast dewatering, the SludgeMaster delivers. It provides our highest flow rates — up to 300 gpm — and runs on compressed

air for continuous power supply. This trash pump handles everything from mud and leaves to sand and solids without clogging.

PERFORMANCE

SM



SPECIFICATIONS

SM

	English	Metric
Maximum Flow	300 gpm	1,140 lpm
Maximum Discharge Pressure	28 psi	2 bar
Max. Solid Particle Size	1.5"	6 mm
Air Inlet	.50" NPT	
Exhaust Outlet	.75" NPT	
Fluid Outlet	3" NPT (female)	
Weight	59 lbs	26.76 kg

- Fully submersible
- Weighs 59 lbs
- Won't choke on small trash
- Can run dry without damage
- Handles solids up to 1.5"
- Self-draining to prevent damage in subfreezing weather
- Fits in openings as small as 14" diameter
- Self-priming and continuous automatic lubricating
- Optional rock screen for 1/2" solids available
- Fool-proof design that handles abrasive substances with less wear
- Built for rough handling and long life on land, sea or offshore



For more information on the Versa-Matic® line of submersible pumps, contact your local distributor or visit www.versamatic.com.

SludgeMaster™ is a trademark of Warren Rupp, Inc.



VERSA-MATIC® PUMP COMPANY

A Unit of IDEX Corporation
6017 Enterprise Drive
Export, PA 15632-8969

(724) 327-7867

Fax: (724) 327-4300

www.versamatic.com



©2003 IDEX Corporation



VM-1003-1