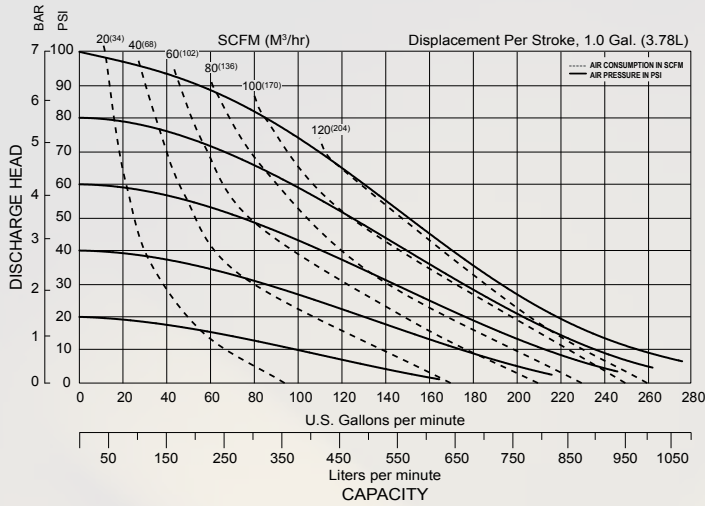


3" Elima-Matic Bolted Non-Metallic with Non-Metallic Center Section

E3

Performance


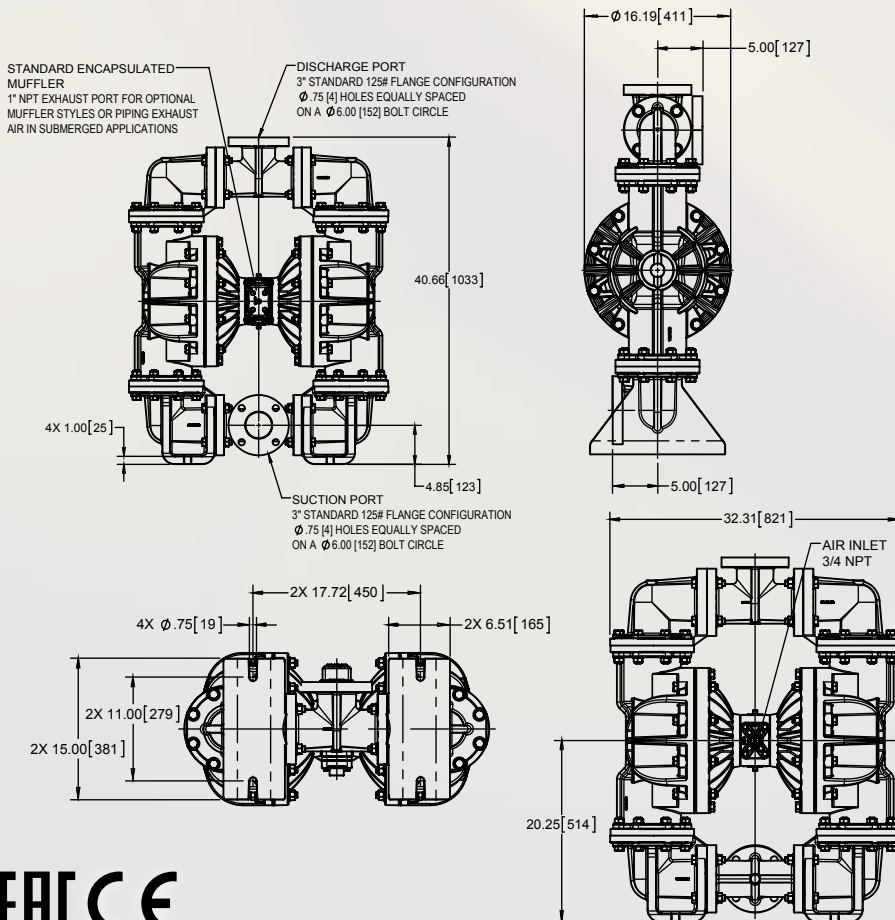


NOTE: Performance based on the following: elastomeric fitted pump, flooded suction, water at ambient conditions. The use of other materials and varying hydraulic conditions may result in deviations in excess of 5%.

Specifications

- Flow Rate**
Adjustable to
..... 0 to 280 GPM (1060 LPM)
- Port Size**
Suction
..... 3" ANSI, 150 Class (DIN 80)
Discharge
..... 3" ANSI, 150 Class (DIN 80)
- Air Inlet** 3/4" NPT
- Air Exhaust** 1" NPT
- Suction Lift**
Dry 20' (6.1 m)
Wet 25' (7.6 m)
- Max Solid Size (Diameter)**
..... 0.71" (18 mm)
- Max Noise Level** 96 dB(A)
- Shipping Weights**
Polypropylene 208 lbs (94 kg)
PVDF 271 lbs (123 kg)

Dimensions



EAC CE

VERSA-MATIC

Warren Rupp, Inc. • A Unit of IDEX Corporation
800 North Main Street, Mansfield, OH 44902 USA
Phone: 419.526.7296 • Fax: 419.526.7289 • www.versamatic.com

e3nmdlBsm-rev0817